



# Fiber Optic Illuminators

Illuminators are the light source for your fiber optic system. We offer many different types for different uses. If you are looking to do a project in your pool, spa, garden or you're doing an exterior sign, then you will need an illuminator that is rated for **WET/DRY** conditions. Look for those words and color scheme below for the correct illuminators for your job. If you have a project that involves involved color changes and you want more control over the illuminators functions, then you'll need one with **DMX** capabilities. Look for this word and color scheme below for the correct illuminator. If you have a large project that will need more than one illuminator and you want them to change color at the same time, you will need to have them synchronized or use **DMX** units.

Our S and ST series 150-watt Metal Halide illuminators are 25% brighter than normal metal halide illuminators and produce a whiter light and a more vivid color than any competitive model on the market today. They are approved for wet or dry locations and come standard with a 6 foot nema cord or may be ordered hard-wired. Each model features a patented dichroic lamp reflector and aluminum heat sink. This special design eliminates ultra violet light while reducing heat output, thus creating the brightest, longest lamp life possible in metal halide technology.

## Comparative Brightness Of Fiber Optic Illuminators


We took 60' loops of the S-SB126 and ran them to an X20-75, SL100, S150-8 and a DEL 250-8 illuminator to see how the units compare in brightness under the exact same conditions. As you can see, the difference is dramatic.



From left to right, white light:  
X20-75  
SL100  
S150-8  
DEL250-8



From left to right, white light:  
X20-75  
SL100  
S150-8  
DEL250-8




This is how we set things up

This next series shows several different illuminators in different colors. We placed them in order of brightness, left to right. Some colors were different between illuminators so we did the best we could. From left to right: SL100, Del250QH, RGBLED, S150 and Del250 HID



This shows two parts of the brightness calculation: cable and illuminator. We took the same illuminator and put two types of cable in it and then we took a very minimum system to show how bright it was(n't) compared to the more robust system.



150w Metal Halide  
with S-SO75 cable

150w Metal Halide  
with S-SO40 cable

75w Halogen  
with S-SO40 cable

## Indoor/Outdoor Illuminators

### S150-W

#### 150-watt Wet/Dry illuminator White light only

The S150 is a high intensity, metal halide illuminator producing 15,000 lumens of intense light (4,000 degrees Kelvin) and will provide up to 10,000 hours of lamp life. It will handle up to 750 strands of cable. This unit comes with controls to turn unit on/off. A factory installed remote control is available for only \$175.00. A retrofit programmable 1-9 hr. Dusk to Dawn Light Sensor is available. Replacement 3,000 degree Kelvin lamps also available. These produce a warmer light for side emitting cable projects

Dimensions: 6.50" H x 11"W x 12" L

Weight: 20 lbs

Warranty: \*Limited Limited Lifetime (with \$175 fee after the first year)



### S150-5

#### 150-watt Wet/Dry illuminator with 5 color wheel

Same as above with an 5 color - color wheel Now available with wireless remote

### S150-8

#### 150-watt Wet/Dry illuminator with 8 color wheel

Same as above with an 8 color - color wheel Now available with wireless remote

### ST150-W

#### 150-watt Wet/Dry TOWER illuminator White light only

The ST150 is a high intensity, metal halide illuminator producing 15,000 lumens of intense light and will provide up to 10,000 hours of lamp life. It will handle up to 750 strands of cable. Designed to blend into the shrubbery, it is mounted on the ground.

(Primarily used for pool or garden illumination)



### ST150-5

#### 150-watt Wet/Dry TOWER illuminator with 5 color wheel

Same as above with an 5 color - color wheel A factory installed remote control is available for only \$175.00. A retrofit programmable 1-9 hr. Dusk to Dawn Light Sensor is also available.

### ST150-8

#### 150-watt Wet/Dry TOWER illuminator with 8 color wheel

Same as above with an 8 color - color wheel

### ST150-6SI

#### 150-watt Wet/Dry TOWER illuminator with 6 color wheel and Self-Synchronizing

The ST150-6SI is a high intensity, metal halide illuminator producing 15,000 lumens of intense light and will provide up to 10,000 hours of lamp life. 550-0.75mm strands standard with 755 strand option for \$50. Wireless remote control kit upgrade for \$100.00. Designed to blend into the shrubbery, it is mounted on the ground. 20" T x 10" W 2yr warranty 3amp startup, 1.8amp running

### DEL 150-8 DMX

#### 150-watt Wet/Dry DMX illuminator with 8 color Color Wheel and douser

The DEL 150-8 DMX unit is an outdoor 150w DMX controlled unit. It has a 15,000 lumen lamp rated for 10,000 hours and a 500 fiber optic strand capacity. Illuminator is set up for hard wiring.

For 6' power cord and power on/off switch add \$100

### DEL-150HID-8LC Wet

#### 150 watt Wet/Dry illuminator with wire line controlled color wheel

The DEL-150HID unit is a high intensity metal halide illuminator with a 6,000 hr, 12,500 lumen lamp. It will handle up to 1,000 strands of 0.75mm cable. This unit has a second power cord that directly controls the color wheel motor, allowing you to slow down or stop the color wheel without a DMX system.

Dimensions: 6.6"H x 12" W x 11"L Weight: 18.1 lbs -IP 44

### DEL 250-W

#### 250-watt Wet/Dry illuminator White light only

The DEL 250 is a indoor/outdoor illuminator for large side emitting projects where light intensity is crucial. 4,000 hour lamp life. Illuminator is set up for hard wiring. For 6' power cord and on/off switch add \$100

### DEL 250-5

#### 250-watt Wet/Dry illuminator 5 color Color Wheel

The DEL 250 is a indoor/outdoor illuminator for large side emitting projects where light intensity is crucial. 4,000 hour lamp life. DMX control option available for \$399.00. Illuminator is set up for hard wiring. For 6' power cord and power/ color wheel on/off switches add \$125

### DEL 250-8

#### 250-watt Wet/Dry illuminator 8 color Color Wheel

The DEL 250 is a indoor/outdoor illuminator for large side emitting projects where light intensity is crucial. 4,000 hour lamp life. DMX control option available for \$399.00. Illuminator is set up for hard wiring. For 6' power cord and power/ color wheel on/off switches add \$125

**SL-75** **75-watt Wet/Dry Illuminator with 5 color - color wheel**

75 watt halogen light source will last 4,000 hours. It has a 3/4 amp draw, 120V, 12V transformer and current spike protection. It comes with a 6 ft cord, on/off and color wheel switches.  
225 strand cable ready, 350 option. 120VAC standard, 12VDC option  
Dimensions: 5"Hx5.75"WX9.25"L  
Warranty: +Limited Lifetime (with \$75 fee after the first year)  
**(Primarily used for pool or garden illumination)**




**SL-100** **100-watt Wet/Dry Illuminator with 5 color - color wheel**

100 watt halogen light source will last 1,500 hours. It has a 1 amp draw, 120V, 12V transformer and current spike protection. It comes with a 6 ft cord, on/off and color wheel switches.  
755 strand cable 120VAC standard, 12VDC option  
Dimensions: 5"Hx5.75"WX9.25"L  
Warranty: +Limited Lifetime (with \$75 fee after the first year)  
**(Primarily used for pool or garden illumination)**

## **Indoor/Outdoor RGB LED Illuminators**

**RGB LED**

RGB LED Illuminators offer a reliable compact solution for the multi-color and dynamic lighting markets. State-of-the-art solid-state lighting technology enables RGB LED illuminators to couple a vast array of light combinations into a variety of fiber applications. RGB LED illuminators save energy through the use of high efficiency bright LEDs capable of delivering light to where you need it most. RGB LED illuminators come in multi-color RGB and red, green, or blue configurations. Light output from the standard unit is brighter than the SL-100 illuminator.



## **Indoor/Dry Location Illuminators**

**DEL150-8 M/S/T**

**150-watt DMX illuminator with 8 color wheel, twinkle, shutter**

150W Metal Halide DMX capable high intensity illuminator suitable for both PMMA and glass fibers. Seven Dichroic colors + white plus twinkle function allows you to change colors and/or have a twinkle effect. Also has shutter for quick on/off and strobing.

**S150-8DMX M/S**

**150-watt Dry illuminator with DMX Master/Slave unit**

The S150-8DMX M/S is a high intensity illuminator that is fully programmable via DMX512. It is sound activated and can work in either a stand-alone mode or Master/Slave mode for large projects. It comes with 8 color-color wheel or 7 color wheel with white light dimming option.



**I575-8DMX M/S/D**

**575-watt Dry Dimming illuminator with DMX Master/Slave**

The I575-8DMX M/S/D is a 575W/220V high intensity illuminator that delivers 49,000 lumens! It is fully programmable via a DMX512 controller and can work in stand alone mode or Master/Slave mode for large projects. Unit capacity is 3000 strands of cable.

Please call for more information

**It features slow-roll, dimming, strobe, and twinkle effects.**



**S100-8DMX M/S**

**100-watt Dry illuminator with DMX Master/Slave unit**

The S100-8DMX M/S is a 100-watt halogen illuminator that is fully programmable via DMX512. It is sound activated and can work in either a stand-alone mode or Master/Slave mode for large projects. It comes with 8 color wheel that is speed adjustable. 550 strand cable capacity 120VAC standard

**DEL-150HID-8LC Dry** **150 watt Dry illuminator with wire line controlled color wheel**

The DEL-150HID unit is a high intensity metal halide illuminator with a 6,000 hr, 12,500 lumen lamp. It will handle up to 1,000 strands of 0.75mm cable. This unit has a second power cord that directly controls the color wheel motor, allowing you to stop the color wheel without a DMX system.

Dimensions: 6.6"H x 11.75" W x 10.75"L Weight: 9 lbs

**SR-75 75-watt Dry Illuminator with 4 color - color wheel**

75 watt halogen light source will last 3,000 hours. It has a 1 amp draw of 120V, 12V transformer and current spike protection. It comes with a 6 ft cord and remote control. 325 strand cable capacity 120VAC standard, 230 VAC option  
Dimensions: 5"Hx5.75"Wx9.25"L

---

**X20-75 SINGLE PORT 75-watt DRY illuminator with 5 color wheel**

An interior illuminator with 5 color wheel, twinkle wheel upgrade available for \$40. 750 strand cable ready. 120VAC standard comes with a 6 foot cord or cable for hardwiring. Comes with 1 rpm wheel. 3W LED bulb upgrade (for starfields) is \$20.00.

Used for professional star ceilings, staircase lighting, cabinets, niche lighting etc.  
Available in 20-35-50-75 watt. Also in 12VDC (\$325 list price)  
Warranty: +Limited Lifetime (with \$75 fee after the first year)



**X20-75WD SINGLE PORT 75-watt DRY illuminator with dimming wheel**

Same as above but white light only, with dimming wheel.

Available in 20-35-50-75 watt.  
Warranty: +Limited Lifetime (with \$75 fee after the first year)

---

**DEL75W-2LC SINGLE PORT 75-watt DRY illuminator with dimming function**

An interior illuminator with 4 color wheel, twinkle wheel available. 1,000 strand cable ready. 120VAC standard comes with a 6 foot power cord and a cable for remote dimming. Comes with 1 rpm wheel.  
Used for professional star ceilings, staircase lighting, cabinets, niche lighting etc.  
120V: 1.75A startup, 0.86A running  
6.52"W x 6.79"L x 5.82"H

## **Indoor/Outdoor 250W Halogens**

**DEL250QH-(Dry or Wet)-WD 250-watt Quartz Halogen - White light Only, Dimming**

250 watt Quartz Halogen light source . Instant on/off. Derated to 165W for a average lamp life of 1,500 hours. It has a 2.7 amp startup draw and 2.0 amp running draw at 120V. 1000 strand cable capacity, two line cord for remote dimming, 120VAC standard, 230 VAC option.  
Dimensions: (DRY) 6.6"H x 11.75" W x 10.75"L (WET) 6.6"H x 12" W x 11"L  
Weight: (DRY) 9 lbs (WET) 18.1 lbs -IP 44

**DEL250QH-(Dry or Wet)-8 250-watt Quartz Halogen - 8 Color Wheel (Twinkle Wheel Option)**

250 watt Quartz Halogen light source . Instant on/off. Derated to 165W for a average lamp life of 1,500 hours. It has a 2.7 amp startup draw and 2.0 amp running draw at 120V. 1000 strand cable capacity 120VAC standard, 230 VAC option. Two line cord for remote dimming available for \$75.00 Three line cord for remote dimming and color wheel motor control available for \$125.00  
Dimensions: (DRY) 6.6"H x 11.75" W x 10.75"L (WET) 6.6"H x 12" W x 11"L  
Weight: (DRY) 9 lbs (WET) 18.1 lbs -IP 44 Please specify 8 color or twinkle wheel.

**DEL250QH-(Dry or Wet)-8 DMX 250-watt Quartz Halogen - 8 Color Wheel & DMX Control**

250 watt Quartz Halogen light source . Instant on/off. Derated to 165W for a average lamp life of 1,500 hours. It has a 2.7 amp startup draw and 2.0 amp running draw at 120V. 1000 strand cable capacity 120VAC standard, 230 VAC option. 5-Pin XLR to 3-Pin XLR cable: \$15.00 each (Use these if your DMX controller is 3 pin)  
Dimensions: (DRY) 6.6"H x 11.75" W x 10.75"L (WET) 6.6"H x 12" W x 11"L  
Weight: (DRY) 9 lbs (WET) 18.1 lbs -IP 44

## Illuminator Accessories

<b><u>Extra color wheel</u></b>	Fits the 75-watt illuminators	<b>\$20.00</b>
<b><u>Extra twinkle wheel</u></b>	Fits the 75-watt illuminators	<b>\$40.00</b>
<b><u>Extra twinkle wheel</u></b>	Fits the 150-watt Metal Halide illuminators	<b>\$75.00</b>
<b><u>Factory installed wireless remote</u></b>	For S150, ST150 series	<b>\$175.00</b>
<b><u>12V, 75 Watt MR-16 bulb</u></b>	for SL75 illuminator	<b>\$12.00</b>
<b><u>12V, 100 Watt MR-16 bulb</u></b>	for SL100/SR100 illuminator	<b>\$50.00</b>
<b><u>150 Watt MH lamp w/aluminum heat sink</u></b>	for S150,ST150	<b>\$160.00</b>
<b><u>150 Watt HID MH lamp</u></b>	for SR150 illuminator	<b>\$160.00</b>
<b><u>575 Watt HID MH lamp</u></b>	for I575-8DMX M/S/D	<b>\$200.00</b>
<b><u>150 Watt HID MH lamp</u></b>	for Del150-8 DMX M/S/T	<b>\$160.00</b>

## Illuminator Control Systems

### **DASHLIGHT Virtual Controller Gold**

The best Dashlight interface with more versatility. Same features as DVC2 512 with 1024 DMX channels 2x512 DMX OUT (Live) or 512 DMX OUT (Stand Alone) with 3 Pin XLR  
Build-In Real Time Clock and Time Triggering without computer  
Additional power supply connector (9DC) for memory mode required  
Internal memory (96k) for up to 22000 steps (depending on the number of channels used)  
2 buttons to scroll between scenes, programs and sequences  
The third button can be used for a Stand Alone dimmer function



DVC2 GOLD works with Virtual Controller 1, 2 and Virtual 3D software. This interface controls 2x512 DMX channels through the computer or 512 DMX channels in Stand Alone mode. The Stand Alone mode is easy to use and versatile : program and load your scenes in the internal memory of the interface, power with an external 9-12Volt DC power source and select your scene using the buttons and it sends the DMX signals that you have pre-programmed to your lighting fixtures. The new Build In CLOCK function is simply wonderful : you can trigger a scene when you want, tomorrow at 10 pm, next week, once a year, repeat the scene every hour, play it only 30 minutes, add a few minutes of show every day. Windows compatible

### **DASHLIGHT Virtual Controller Standard**

An easy to use and effective DMX512 controller. 512 DMX OUT and 512 DMX IN with 3 Pin XLR  
Plug and play USB 2.0 interface. Power taken via the USB interface.  
HE10 connector: Trigger scenes and effects through direct simple contacts closures (allows up to 255 triggering actions)  
Compatible with any type of DMX 512 fixtures (lights and consoles)  
2 year guarantee DVC2 512 works with Virtual Controller 1, 2 and Virtual 3D software.  
This interface controls 512 DMX channels and must be connected to a PC. Windows compatible

### **DASHLIGHT Virtual Controller Basic**

A cheap and easy to use controller. 128 DMX OUT (512 DMX OUT available with the programming kit)  
Plug and play USB 2.0 interface with power via USB interfaces  
Compatible with any type of DMX 512 fixtures (lights and consoles)  
1 year guarantee, Windows compatible  
DVC 100 BASIC works with Virtual Controller 1 software but is restricted to a max of 128 channels. This interface must be connected to a PC. You can use the Delphi, Visual Basic and Visual C++ sample codes from the programming kit to create your own DMX software applications and use the 512 DMX channels.

# Wireless Controllers

## Wi DMX Easy Transmitter

Wireless DMX 512 transmitter. This unit will transmit DMX data for one mile open air. Can handle 512 DMX channels, number of Wi-D PEN's: unlimited. 3 or 5 pin XLR connector available



## Wi DMX Easy Pen Receiver

This unit will receive DMX data from Wi DMX Easy Transmitter up to one mile open air. Can handle 512 DMX channels. 3 or 5 pin XLR connector available



## Wi DMX Transceiver

Can be used with any DMX controller. This unit can send and receive wireless DMX signals. It can also be used as a signal booster when used in tandem. Longest throw distance is 10km when used in tandem.

Wi DMX Transceiver is a multifunction, dual-channel, wireless station: it is mainly used as a dual-channel Wi-DMX transmitter. This function allows sending a DMX universe over two independent radio channels (marked as red and green). The operator can select the two ranges of DMX channels to be sent over the red and the green radio channels. There are ten available settings for both the red and the green radio channel, allowing up to ten DMX universes to be transmitted in the same local area;

The second mode of the operation is dual-channel receiver: the two DMX channels ranges sent over red and green radio frequencies are received and mixed to obtain the original DMX signal. This mode is used when a point-to-point wireless link is required;

Finally we have the extender mode, intended for increasing the distance between the first transmitting station and the farthest receiver. In this case, the receiver must be paired to the extender and not to the first transmitter.



## DEL-SC1216 192 Channel DMX Control Panel

Programmable controller for 12 illuminators/projectors with 16 dmx channels each.

### Technical Specifications

Pan and Tilt assignment

192 output channels, 30 programmable sequences with 8 scenes each

6 chase programmable

Audio input via built-in microphone or line, MIDI interface, Internal memory

DMX output via 3 pin XLR

DC 9-12V 300mA power supply included.

Weight: 4.83 lb.



## SRC-144 54 Channel DMX Control Panel

This is a DMX control panel that offers 54 channels. It will handle up to 10 illuminators, providing you complete control over your system.

## DMX cable -3', 10', 15', 20', 25', 50', 100', 150'

Link one or more DMX controlled illuminators to your DMX controller. 3-pin XLR (M) to XLR (F) DMX/Microphone cable

3' = \$7.49

10' = \$9.49

15' = \$11.49

20' = \$13.49

25' = \$15.49

50' = \$23.99

100' = \$39.99

150' = \$59.99

## Dusk to Dawn Light Sensor

**\$20.00** Retrofit programmable 1-8 Hr. Dusk to Dawn light sensor.

## Outdoor 24 Hour Programmable Timer

**\$25.00** Heavy duty digital outdoor timer